

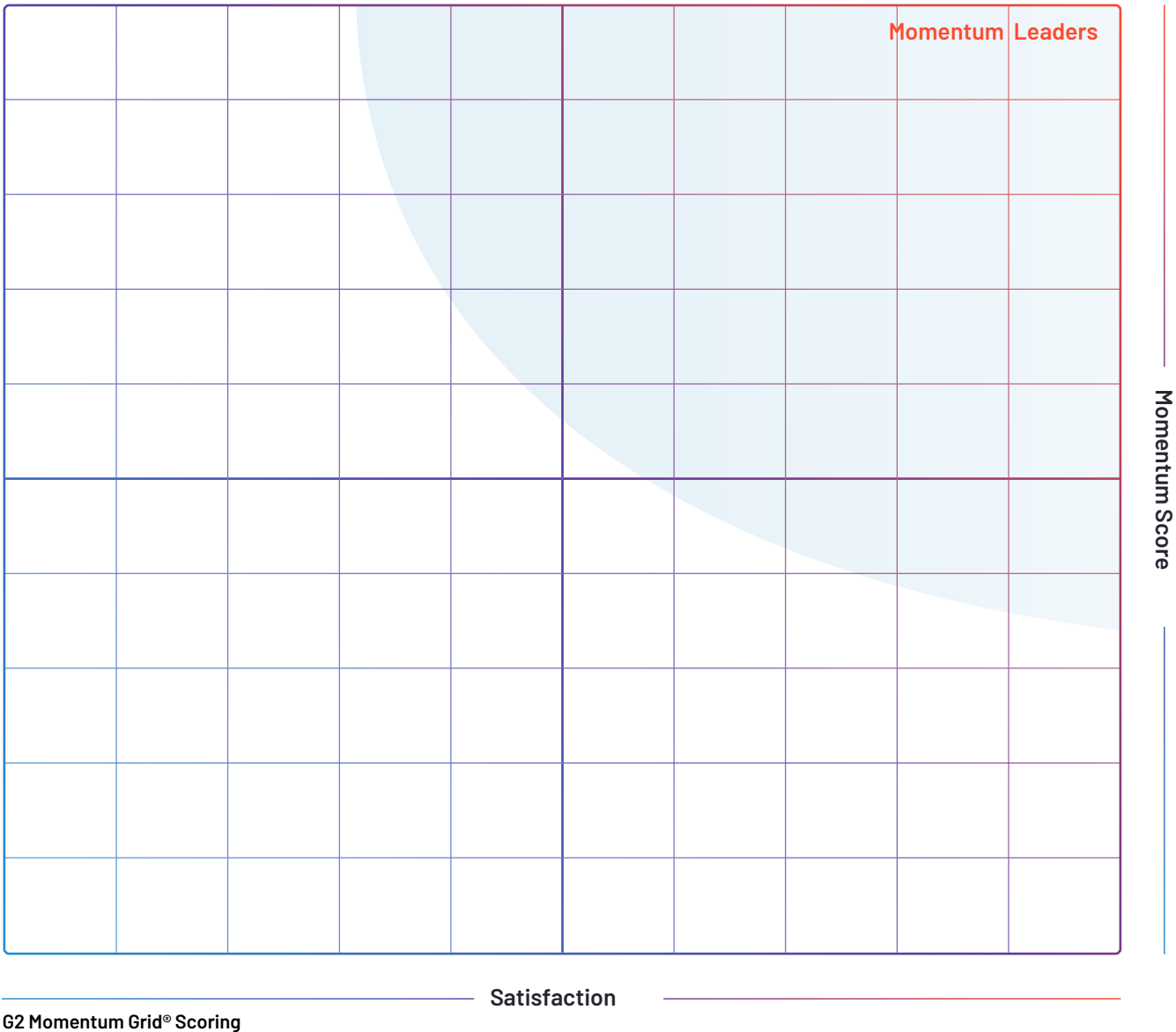
Momentum Grid® Report for ERP Systems

Winter 2021



Trending ERP Systems

Momentum scores for ERP Systems are shown below. The Momentum Grid® highlights each product’s Momentum score on the vertical axis and the product’s Satisfaction score on the horizontal axis. These scores are based on G2’s Satisfaction and Momentum algorithms. Products with a top 25% Momentum Grid® score are shown within the shaded area below.



(Trending ERP Systems continues on next page)

Trending ERP Systems (continued)

ERP Systems Momentum Grid® Description

A product's Momentum score is calculated by a proprietary algorithm that factors in social, web, employee, and review data that G2 has deemed influential in a company's momentum. Software buyers can compare products in the ERP Systems category according to their Momentum and Satisfaction scores to streamline the buying process and quickly identify trending products. For sellers, media, investors, and analysts, the Momentum Grid® provides benchmarks for product comparison and market trend analysis. Badges are awarded to products with the top Momentum Grid® scores.

Products included in the Momentum Grid® for ERP Systems have received a minimum of 10 reviews. There must also be at least a year of G2 data for the product to be included. These ratings may change as the products are further developed, the sellers grow, and additional opinions are shared by users; a new Momentum Grid® report will be issued for this category as significant data is collected.

ERP Systems Definition

Enterprise resource planning (ERP) systems are complete, integrated systems that manage all aspects of a production-based or distribution business, aligning financial management, human resources, supply chain management, and manufacturing or distribution with the core function of accounting. ERP systems are used to provide transparency into the entire business process by tracking all aspects of production or distribution, financials, and back office. These expansive systems act as a central hub for end-to-end workflow and data. A variety of departments can view the information recorded by ERP systems to ensure the correct procedures are taking place.

ERPs are used by manufacturing and distribution companies. Instead of using standalone products (which may not properly integrate) in each separate department, ERP systems provide cohesiveness from the beginning to end of all business processes. This assists in the expansion and growth of a company. While ERPs cover a wide range of functionality within themselves, they may integrate with [CRM software](#) and [PSA software](#) products. Users may also choose to integrate standalone products to form a unique ERP system. Others might solely select specific modules from an ERP system that are sold uniquely to best match business needs, instead of purchasing the entire suite. Some project-centric companies may run similar [project-based ERP systems](#) that do not focus on product manufacturing but still offer an end-to-end business solution.

ERP systems provide a variety of modules, and while each business has unique requirements, most ERP systems offer the following:

- ▶ Accounting features like general ledger, accounts payable/receivable, budgeting, and cash management
- ▶ Human resources (HR) functionality such as recruiting and payroll, or integration with HR and payroll solutions
- ▶ Basic sales and customer management features or integration with CRM solutions
- ▶ Functions to create different types of quotes, sales orders, and returns
- ▶ Purchasing workflows and purchase order management
- ▶ Inventory and warehouse management software including picking, packing, and shipping
- ▶ Advanced supply chain modules like demand planning and transportation management for distribution companies
- ▶ Production modules that include bill of materials (BOM), manufacturing resource planning (MRP), and quality management features for manufacturing companies
- ▶ Reporting and analytics for all the modules included in the ERP solution

Momentum Scores for ERP Systems

The table below shows the Momentum, Satisfaction, and Momentum Grid® scores that determine seller placement on the Momentum Grid®.

Momentum Leaders

| | Momentum Score | Satisfaction Score | Momentum Grid® Score |
|--------------------------|----------------|--------------------|----------------------|
| Odoo ERP | 81 | 89 | 85 |
| Acumatica | 77 | 96 | 84 |
| SAP S/4HANA | 73 | 85 | 78 |
| SAP Business One | 67 | 94 | 76 |
| Tally | 62 | 92 | 73 |
| SAP ByD | 80 | 63 | 70 |
| Minotaur Business System | 58 | 78 | 66 |
| Total ETO | 55 | 85 | 66 |
| SAP | 51 | 88 | 64 |
| Munis | 58 | 65 | 61 |
| SYSPRO | 43 | 86 | 59 |
| Sage Intacct | 37 | 96 | 55 |
| NetSuite | 36 | 88 | 54 |

(Momentum Scores for ERP Systems continues on next page)

Momentum Scores for ERP Systems (continued)

The table below shows the Momentum, Satisfaction, and Momentum Grid® scores that determine seller placement on the Momentum Grid®.

Other ERP Systems Products

| | Momentum Score | Satisfaction Score | Momentum Grid® Score |
|---|----------------|--------------------|----------------------|
| Dolibarr | 41 | 71 | 54 |
| Microsoft Dynamics GP | 51 | 52 | 51 |
| Microsoft Dynamics 365 for Finance and Operations | 55 | 40 | 47 |
| Sage 300cloud | 60 | 35 | 46 |
| ERPNext | 53 | 40 | 46 |
| Dynamics NAV | 49 | 42 | 46 |
| OpenPro ERP | 29 | 72 | 46 |
| FinancialForce Financial Management ERP | 40 | 51 | 45 |
| Oracle EBS | 29 | 69 | 45 |
| Oracle PeopleSoft | 24 | 76 | 44 |
| MIE Trak Pro | 22 | 88 | 44 |
| Microsoft Dynamics 365 Business Central | 61 | 29 | 43 |
| Infor CloudSuite Corporate | 44 | 41 | 43 |
| Brightpearl | 25 | 66 | 42 |
| Skubana | 19 | 83 | 42 |
| Sage 100cloud | 29 | 57 | 41 |
| Epicor ERP | 19 | 76 | 41 |
| Orion ERP | 17 | 74 | 39 |
| IFS Applications | 47 | 29 | 38 |
| Deltek Costpoint | 34 | 40 | 37 |
| Oracle ERP Cloud | 17 | 65 | 37 |

(Momentum Scores for ERP Systems continues on next page)

Momentum Scores for ERP Systems (continued)

The table below shows the Momentum, Satisfaction, and Momentum Grid® scores that determine seller placement on the Momentum Grid®.

Other ERP Systems Products (continued)

| | Momentum Score | Satisfaction Score | Momentum Grid® Score |
|--|----------------|--------------------|----------------------|
| Oracle JD Edwards EnterpriseOne | 27 | 47 | 36 |
| OfficeBooks | 13 | 74 | 36 |
| KeyedIn | 36 | 35 | 35 |
| Epicor Prophet 21 | 16 | 63 | 35 |
| BizAutomation | 12 | 74 | 35 |
| Infor M3 | 35 | 31 | 33 |
| Epicor BisTrack | 13 | 53 | 31 |
| Sage X3 | 22 | 33 | 27 |
| Rootstock | 15 | 42 | 27 |
| Epicor Eclipse | 11 | 48 | 27 |
| Unit4 ERP | 32 | 21 | 26 |
| Infor CloudSuite Industrial (SyteLine) | 18 | 34 | 25 |
| Global Shop Solutions ERP | 17 | 34 | 25 |
| E2 MFG System | 19 | 23 | 21 |
| Infor VISUAL | 28 | 13 | 20 |
| QAD Adaptive ERP | 17 | 19 | 18 |

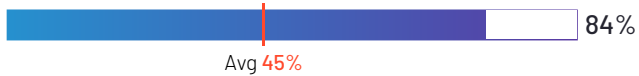


Odoo ERP

4.3 ★★★★★ (148)



Momentum Grid®



Employee Growth



Review Growth



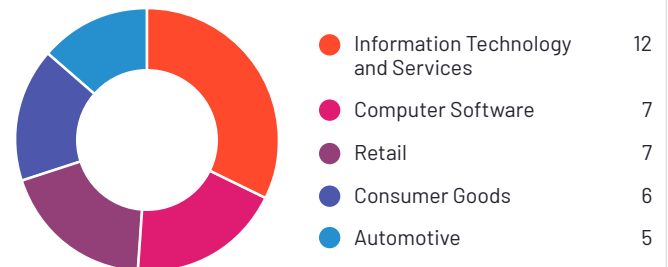
Social Growth



Web Growth



Top Industries Represented



Ownership
Odoo



HQ Location
Brussels, Belgium



Year Founded
2005



Employees (Listed On LinkedIn™)
1172



Company Website
www.odoo.com

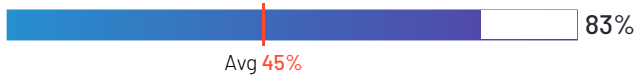


Acumatica

4.3 ★★★★★ (412)



Momentum Grid®



Employee Growth



Review Growth



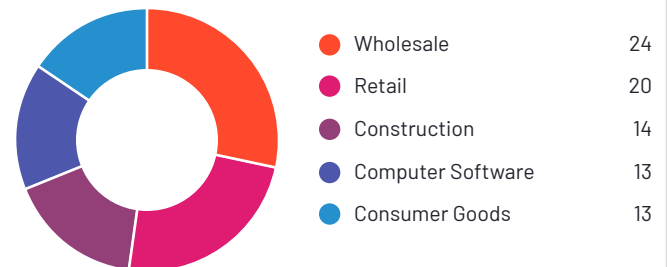
Social Growth



Web Growth



Top Industries Represented



Ownership
Acumatica



HQ Location
Bellevue, WA



Year Founded
2007



Employees (Listed On LinkedIn™)
270



Company Website
www.acumatica.com

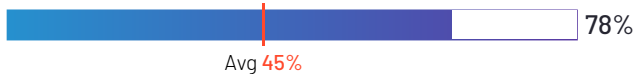


SAP S/4HANA

4.5 ★★★★★ (103)



Momentum Grid®



Employee Growth



Review Growth



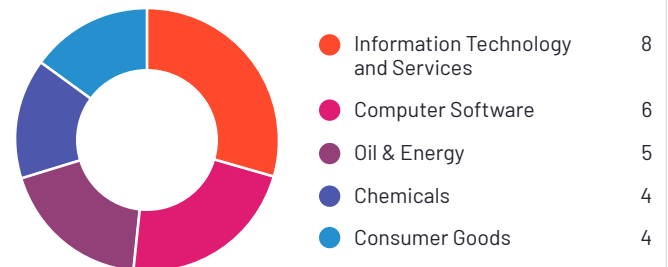
Social Growth



Web Growth



Top Industries Represented



Ownership
SAP



HQ Location
Walldorf, Germany



Year Founded
1972



Total Revenue
\$27,553 (USD MM)



Employees (Listed On LinkedIn™)
114381



Company Website
www.sap.com

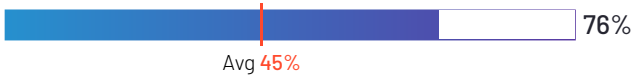


SAP Business One

4.2 ★★★★★ (245)



Momentum Grid®



Employee Growth



Review Growth



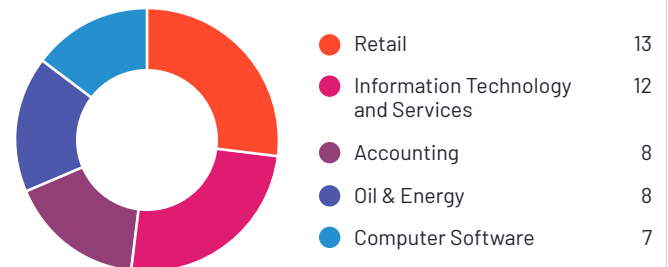
Social Growth



Web Growth



Top Industries Represented



Ownership
SAP



HQ Location
Walldorf, Germany



Year Founded
1972



Total Revenue
\$27,553 (USD MM)



Employees (Listed On LinkedIn™)
114381



Company Website
www.sap.com

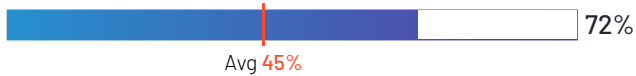


Tally

4.4 ★★★★★ (93)



Momentum Grid®



Employee Growth



Review Growth



Social Growth



Web Growth



Top Industries Represented



Ownership
Tally Solutions



HQ Location
Bangalore, India



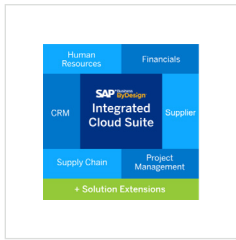
Year Founded
1986



Employees (Listed On LinkedIn™)
1830



Company Website
www.tallysolutions.com

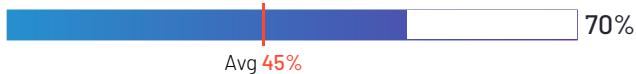


SAP Business ByDesign

3.7 ★★★★★ (77)



Momentum Grid®



Employee Growth



Review Growth



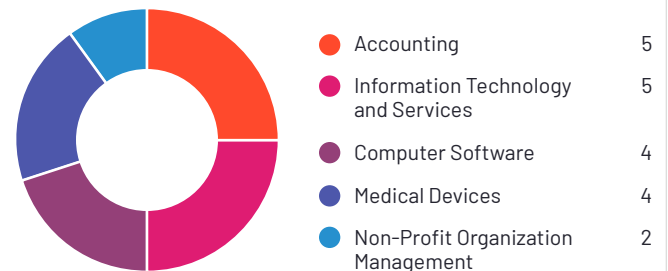
Social Growth



Web Growth



Top Industries Represented



Ownership
SAP



HQ Location
Walldorf, Germany



Year Founded
1972



Total Revenue
\$27,553 (USD MM)



Employees (Listed On LinkedIn™)
114381



Company Website
www.sap.com

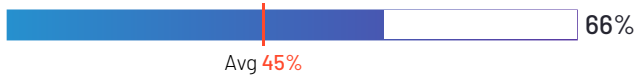


Minotaur Business System

4.6 ★★★★★ (20)



Momentum Grid®



Employee Growth



Review Growth



Social Growth



Web Growth



Top Industries Represented



Ownership
Minotaur Software



HQ Location
Brampton, ON



Year Founded
1985



Employees (Listed On LinkedIn™)
12



Company Website
www.minotaursoftware.com

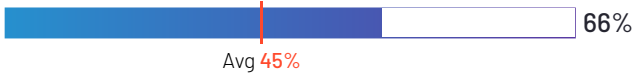


Total ETO

4.7 ★★★★★ (13)



Momentum Grid®



Employee Growth



Review Growth




Social Growth



Web Growth



Top Industries Represented



Ownership
Total ETO



HQ Location
Burlington, CA



Year Founded
1998



Employees (Listed On LinkedIn™)
11



Company Website
totaleto.com

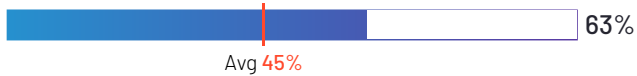


SAP ERP

4.0 ★★★★★ (544)



Momentum Grid®



Employee Growth



Review Growth



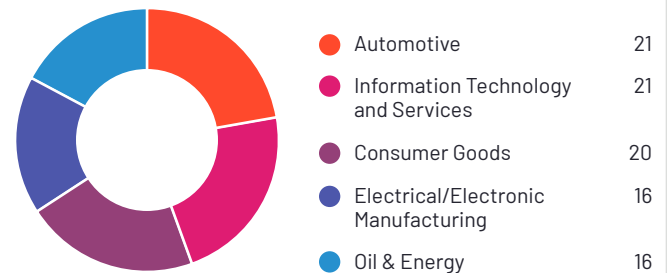
Social Growth



Web Growth



Top Industries Represented



Ownership
SAP



HQ Location
Walldorf, Germany



Year Founded
1972



Total Revenue
\$27,553 (USD MM)



Employees (Listed On LinkedIn™)
114381



Company Website
www.sap.com

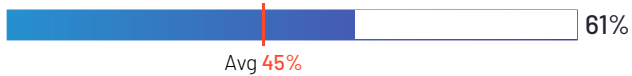


Munis

3.9 ★★★★★ (101)



Momentum Grid®



Employee Growth



Review Growth




Social Growth



Web Growth



Top Industries Represented



Ownership

Tyler Technologies



HQ Location

Plano, TX



Year Founded

1966



Total Revenue

\$1,086 (USD MM)



Employees (Listed On LinkedIn™)

4650



Company Website

www.tylertech.com

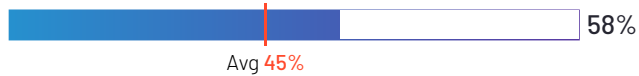


SYSPRO

4.2 ★★★★★ (163)



Momentum Grid®



Employee Growth



Review Growth



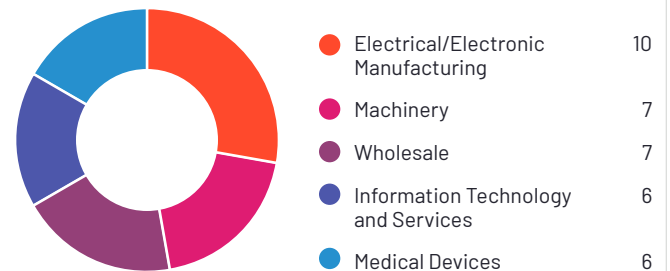
Social Growth



Web Growth



Top Industries Represented



Ownership
SYSPRO



HQ Location
Costa Mesa, CA



Year Founded
1978



Employees (Listed On LinkedIn™)
200



Company Website
us.syspro.com

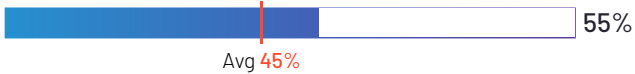


Sage Intacct

4.3 ★★★★★ (1,171)



Momentum Grid®



Employee Growth



Review Growth



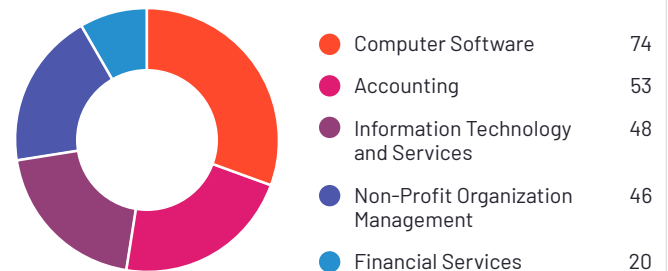
Social Growth



Web Growth



Top Industries Represented



Ownership
Sage Software



HQ Location
Newcastle,
United Kingdom



Year Founded
1981



Total Revenue
\$1,936 (USD MM)



Employees (Listed On LinkedIn™)
15040



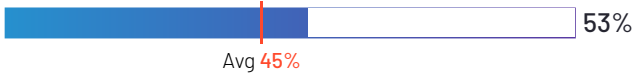
Company Website
www.sage.com



Dolibarr ERP CRM

4.6 ★★★★★ (23)

Momentum Grid®



Employee Growth



Review Growth



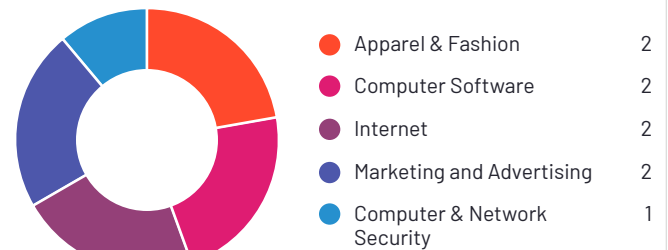
Social Growth



Web Growth



Top Industries Represented



Ownership

Dolibarr association



Year Founded

2009



Employees (Listed On LinkedIn™)

2



Company Website

www.dolibarr.org

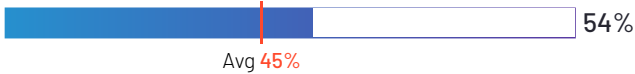
ORACLE
NETSUITE

NetSuite

3.9 ★★★★★ (1,137)



Momentum Grid®



Employee Growth



Review Growth



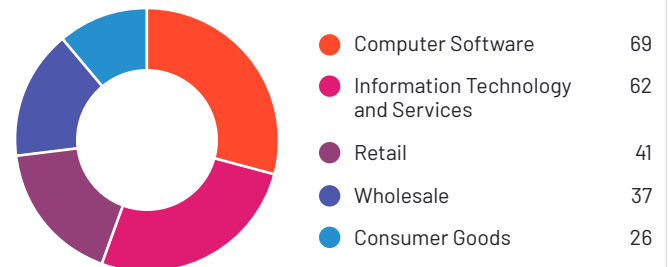
Social Growth



Web Growth



Top Industries Represented



Ownership
Oracle



HQ Location
Redwood Shores, CA



Year Founded
1977



Total Revenue
\$39,506 (USD MM)



Employees (Listed On LinkedIn™)
184185



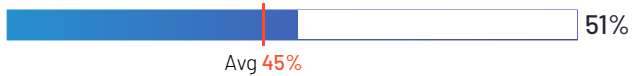
Company Website
www.oracle.com



Microsoft Dynamics GP

3.5 ★★★★★ (228)

Momentum Grid®



Employee Growth



Review Growth



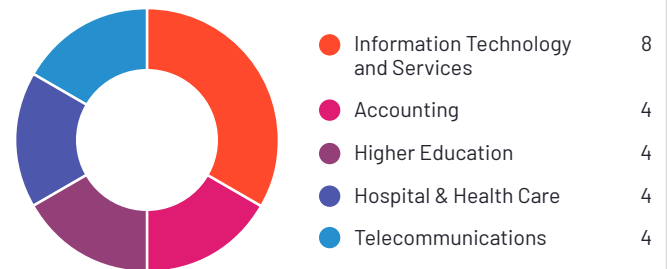
Social Growth



Web Growth



Top Industries Represented



Ownership
Microsoft



HQ Location
Redmond, WA



Year Founded
1975



Total Revenue
\$125,843 (USD MM)



Employees (Listed On LinkedIn™)
190012




Company Website
news.microsoft.com



Dynamics 365 Business Central

3.7 ★★★★★ (100)

Momentum Grid®



Employee Growth



Review Growth



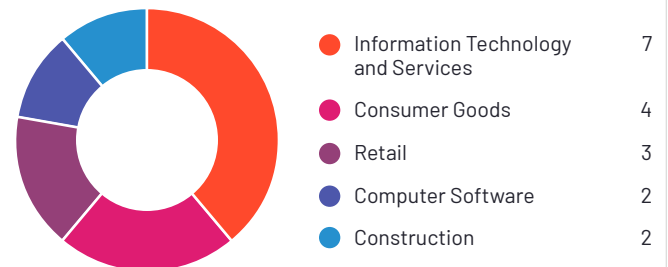
Social Growth



Web Growth



Top Industries Represented



Ownership
Microsoft



HQ Location
Redmond, WA



Year Founded
1975



Total Revenue
\$125,843 (USD MM)



Employees (Listed On LinkedIn™)
190012



Company Website
news.microsoft.com



Sage 300cloud

3.7 ★★★★★ (70)

Momentum Grid®



Employee Growth



Review Growth



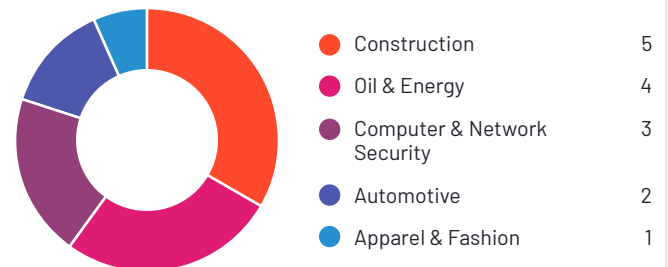
Social Growth



Web Growth



Top Industries Represented



Ownership
Sage Software



HQ Location
Newcastle,
United Kingdom



Year Founded
1981



Total Revenue
\$1,936 (USD MM)



Employees (Listed On LinkedIn™)
15040



Company Website
www.sage.com



ERPNext

4.0 ★★★★★ (29)

Momentum Grid®



Employee Growth



Review Growth



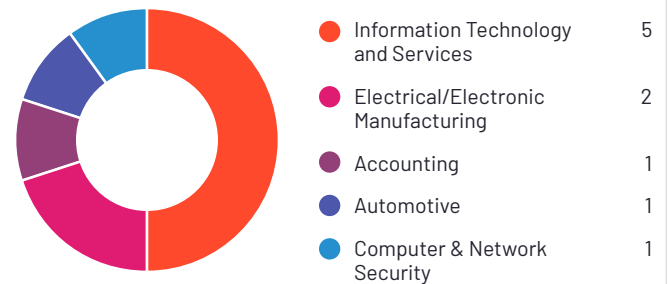
Social Growth



Web Growth



Top Industries Represented



Ownership

Frappe Technologies
Private Limited



HQ Location

Mumbai, India



Year Founded

2008



Employees (Listed On LinkedIn™)

25



Company Website

erpnext.com



Microsoft Dynamics NAV

3.6 ★★★★★ (146)

Momentum Grid®



Employee Growth



Review Growth



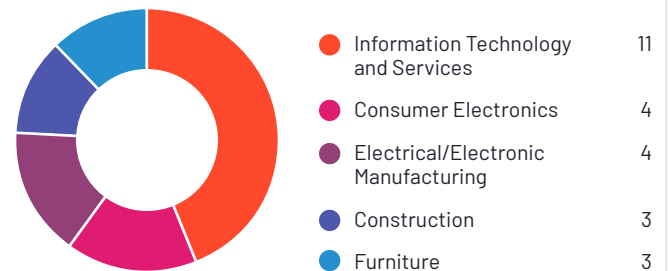
Social Growth



Web Growth



Top Industries Represented



Ownership
Microsoft



HQ Location
Redmond, WA



Year Founded
1975



Total Revenue
\$125,843 (USD MM)



Employees (Listed On LinkedIn™)
190012



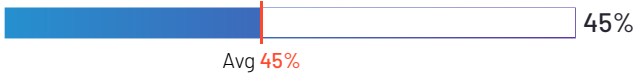
Company Website
news.microsoft.com



OpenPro ERP

4.6 ★★★★★ (12)

Momentum Grid®



Employee Growth



Review Growth



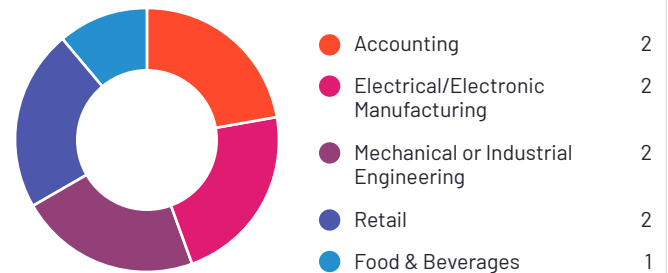
Social Growth



Web Growth



Top Industries Represented



Ownership
OpenPro



HQ Location
Fountain Valley, CA



Year Founded
1998



Employees (Listed On LinkedIn™)
6



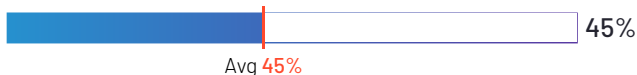
Company Website
www.openpro.com



FinancialForce Financial Management ERP

3.8 ★★★★★ (305)

Momentum Grid®



Employee Growth



Review Growth



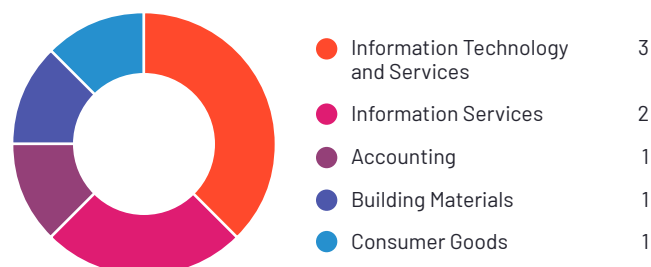
Social Growth



Web Growth



Top Industries Represented



Ownership

FinancialForce.com



HQ Location

San Francisco, CA



Year Founded

2009



Employees (Listed On LinkedIn™)

738



Company Website


www.FinancialForce.com

ORACLE®
E-BUSINESS SUITE

Oracle E-Business Suite

3.7 ★★★★★ (204)

Momentum Grid®



Employee Growth



Review Growth



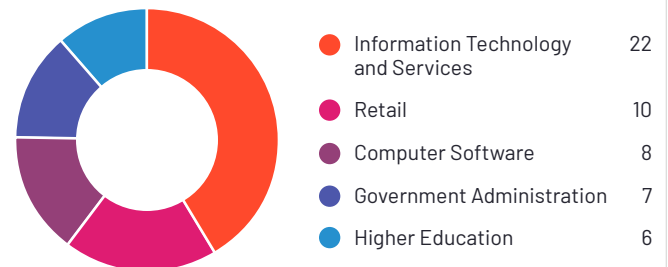
Social Growth



Web Growth



Top Industries Represented



Ownership
Oracle



HQ Location
Redwood Shores, CA



Year Founded
1977



Total Revenue
\$39,506 (USD MM)



Employees (Listed On LinkedIn™)
184185



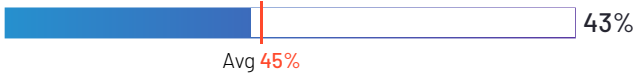
Company Website
www.oracle.com



Oracle PeopleSoft

3.7 ★★★★★ (615)

Momentum Grid®



Employee Growth



Review Growth



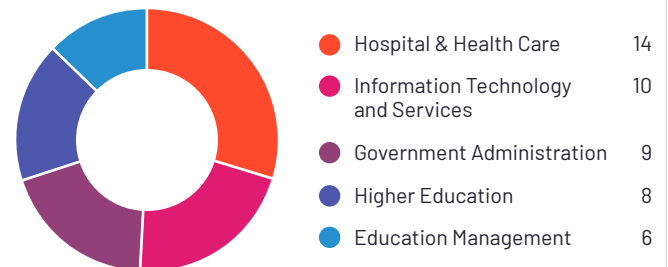
Social Growth



Web Growth



Top Industries Represented



Ownership
Oracle



HQ Location
Redwood Shores, CA



Year Founded
1977



Total Revenue
\$39,506 (USD MM)



Employees (Listed On LinkedIn™)
184185




Company Website
www.oracle.com



MIE Trak Pro

4.3 ★★★★★ (88)

Momentum Grid®



Employee Growth



Review Growth



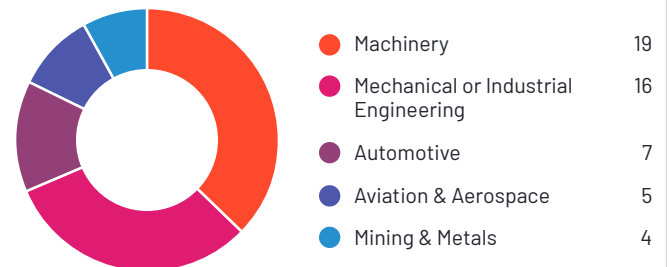
Social Growth



Web Growth



Top Industries Represented



Ownership
MIE Solutions



HQ Location
Garden Grove, CA



Year Founded
2007



Employees (Listed On LinkedIn™)
65



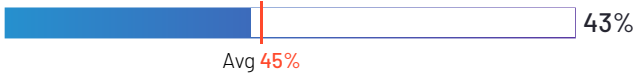
Company Website
MIE-Solutions.com



Microsoft Dynamics 365 Business Central

3.5 ★★★★★ (28)

Momentum Grid®



Employee Growth



Review Growth



Social Growth



Web Growth



Top Industries Represented



Ownership
Microsoft



HQ Location
Redmond, WA



Year Founded
1975



Total Revenue
\$125,843 (USD MM)



Employees (Listed On LinkedIn™)
190012




Company Website
news.microsoft.com



Infor CloudSuite Corporate

3.8 ★★★★★ (14)

Momentum Grid®



Employee Growth



Review Growth



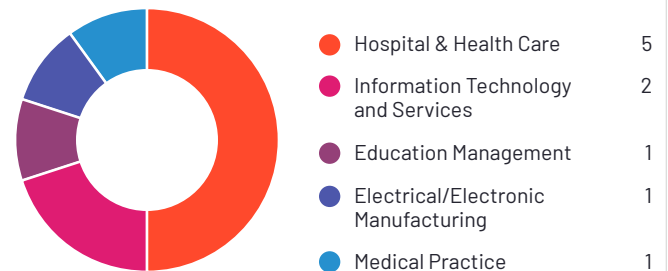
Social Growth



Web Growth



Top Industries Represented



Ownership
Infor



HQ Location
New York, NY



Year Founded
2002



Employees (Listed On LinkedIn™)
17194




Company Website
www.infor.com

Brightpearl

Brightpearl

4.2 ★★★★★ (36)

Momentum Grid®



Employee Growth



Review Growth



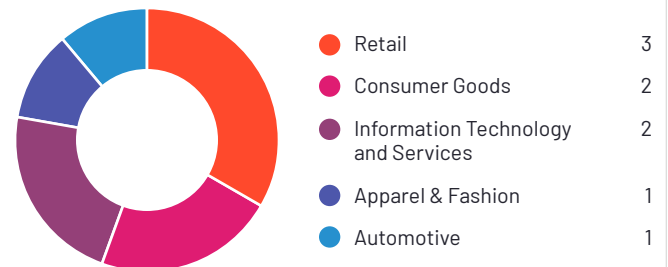
Social Growth



Web Growth



Top Industries Represented



Ownership
Brightpearl



HQ Location
Austin, TX



Year Founded
2007



Employees (Listed On LinkedIn™)
125



Company Website
www.brightpearl.com



Skubana

4.6 ★★★★★ (52)

Momentum Grid®



Employee Growth



Review Growth



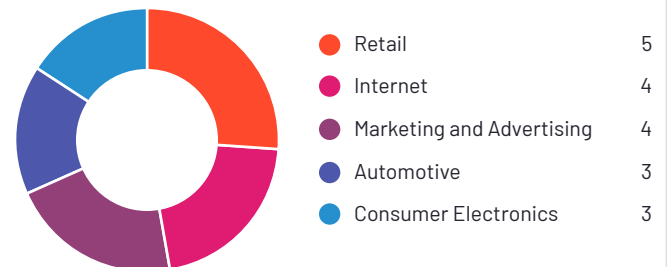
Social Growth



Web Growth



Top Industries Represented



Ownership
Skubana



HQ Location
New York, NY



Year Founded
2013



Employees (Listed On LinkedIn™)
35



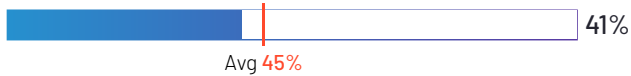
Company Website
www.skubana.com



Sage 100cloud

3.6 ★★★★★ (179)

Momentum Grid®



Employee Growth



Review Growth



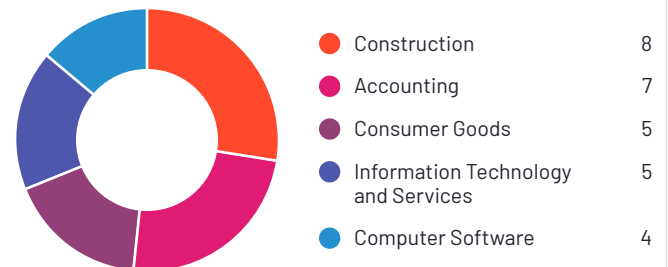
Social Growth



Web Growth



Top Industries Represented



Ownership
Sage Software



HQ Location
Newcastle,
United Kingdom



Year Founded
1981



Total Revenue
\$1,936 (USD MM)



Employees (Listed On LinkedIn™)
15040




Company Website
www.sage.com

EPICOR

Epicor ERP

3.7 ★★★★★ (331)

Momentum Grid®



Employee Growth



Review Growth



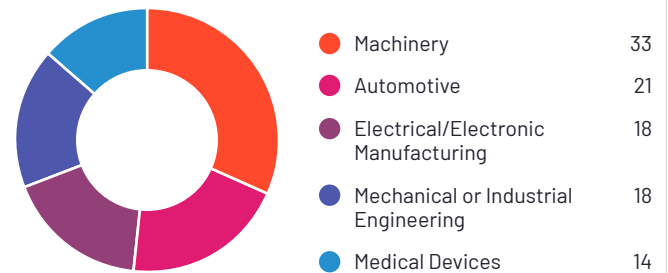
Social Growth



Web Growth



Top Industries Represented



Ownership
Epicor



HQ Location
Austin, TX



Year Founded
1972



Employees (Listed On LinkedIn™)
4594



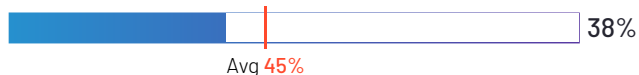
Company Website
www.epicor.com



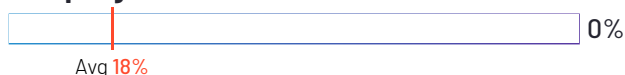
Orion ERP

4.5 ★★★★★ (13)

Momentum Grid®



Employee Growth



Review Growth



Social Growth



Web Growth



Top Industries Represented



Ownership
3i Infotech
Limited



HQ Location
Mumbai, India



Year Founded
1993



Total Revenue
\$11,218 (USD MM)



**Employees (Listed On
LinkedIn™)**
8108




Company Website
www.3i-infotech.com



IFS Applications

3.6 ★★★★★ (25)

Momentum Grid®



Employee Growth



Review Growth



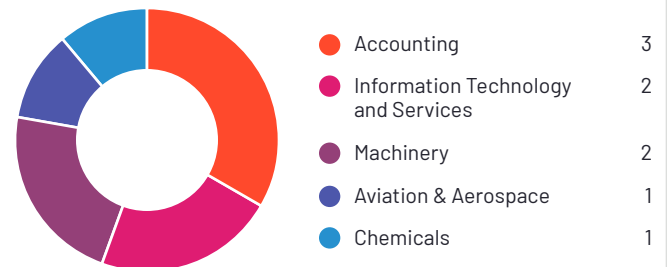
Social Growth



Web Growth



Top Industries Represented



Ownership
IFS



HQ Location
Linköping, Sweden



Year Founded
1983



Employees (Listed On LinkedIn™)
5207




Company Website
www.ifs.com



Deltek Costpoint

3.5 ★★★★★ (59)

Momentum Grid®



Employee Growth



Review Growth



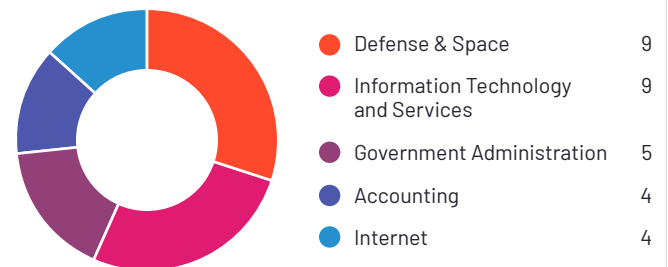
Social Growth



Web Growth



Top Industries Represented



Ownership
Deltek



HQ Location
Herndon, VA



Year Founded
1983



Employees (Listed On LinkedIn™)
3226



Company Website
www.deltek.com

ORACLE®

Oracle Financials Cloud

4.0 ★★★★★ (93)

Momentum Grid®



Employee Growth



Review Growth



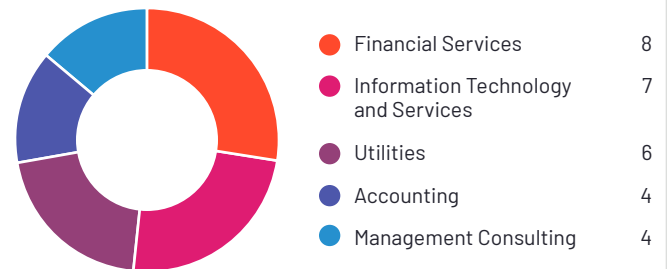
Social Growth



Web Growth



Top Industries Represented



Ownership
Oracle



HQ Location
Redwood Shores, CA



Year Founded
1977



Total Revenue
\$39,506 (USD MM)



Employees (Listed On LinkedIn™)
184185




Company Website
www.oracle.com

ORACLE®
JD EDWARDS ENTERPRISEONE

Oracle JD Edwards EnterpriseOne

3.6 ★★★★★ (71)

Momentum Grid®



Employee Growth



Review Growth



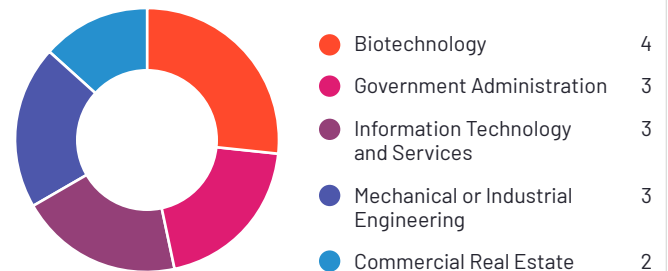
Social Growth



Web Growth



Top Industries Represented



Ownership
Oracle



HQ Location
Redwood Shores, CA



Year Founded
1977



Total Revenue
\$39,506 (USD MM)



Employees (Listed On LinkedIn™)
184185




Company Website
www.oracle.com



OfficeBooks

4.1 ★★★★★ (57)

Momentum Grid®



Employee Growth



Review Growth



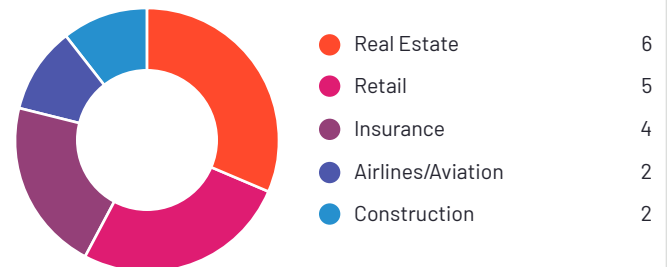
Social Growth



Web Growth



Top Industries Represented



Ownership
Officebooks



HQ Location
Ottawa, Canada




Year Founded
2008



Employees (Listed On LinkedIn™)
1



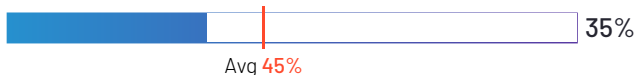
Company Website
officebooks.com



KeyedIn

4.3 ★★★★★ (26)

Momentum Grid®



Employee Growth



Review Growth



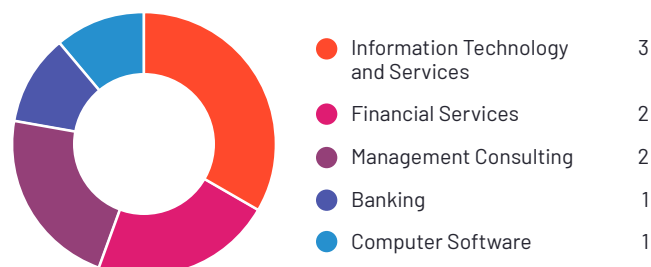
Social Growth



Web Growth



Top Industries Represented



Ownership
KeyedIn Solutions



HQ Location
Minneapolis, MN



Year Founded
2011



Employees (Listed On LinkedIn™)
92




Company Website
www.keyedin.com

EPICOR

Epicor Prophet 21

3.9 ★★★★★ (87)

Momentum Grid®



Employee Growth



Review Growth



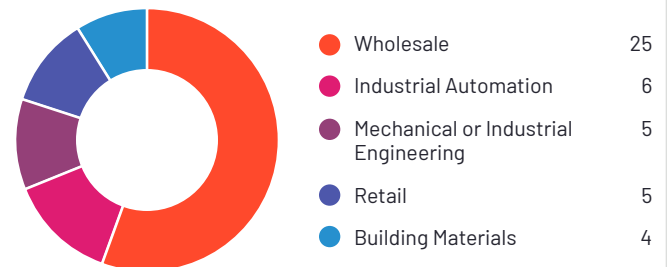
Social Growth



Web Growth



Top Industries Represented



Ownership
Epicor



HQ Location
Austin, TX



Year Founded
1972



Employees (Listed On LinkedIn™)
4594




Company Website
www.epicor.com

BizAutomation Cloud ERP

4.7 ★★★★★ (21)

BizAutomation
Cloud ERP for the smaller SMB

Momentum Grid®



Employee Growth



Review Growth



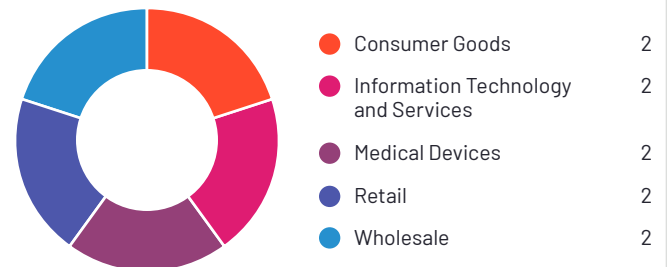
Social Growth



Web Growth



Top Industries Represented



Ownership
BizAutomation
Cloud ERP



HQ Location
Santa Ana, CA



Year Founded
2003



**Employees (Listed On
LinkedIn™)**
1



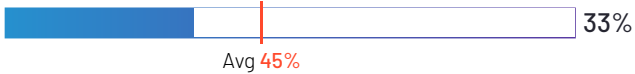
Company Website
www.bizautomation.com



Infor M3

3.8 ★★★★★ (62)

Momentum Grid®



Employee Growth



Review Growth



Social Growth



Web Growth



Top Industries Represented



Ownership
Infor



HQ Location
New York, NY



Year Founded
2002



Employees (Listed On LinkedIn™)
17194



Company Website
www.infor.com

EPICOR

Epicor BisTrack

4.1 ★★★★★ (33)

Momentum Grid®



Employee Growth



Review Growth



Social Growth



Web Growth



Top Industries Represented



Ownership
Epicor



HQ Location
Austin, TX



Year Founded
1972



Employees (Listed On LinkedIn™)
4594




Company Website
www.epicor.com

sage X3

3.9 ★★★★★ (20)

Sage Business Cloud X3

Momentum Grid®



Employee Growth



Review Growth



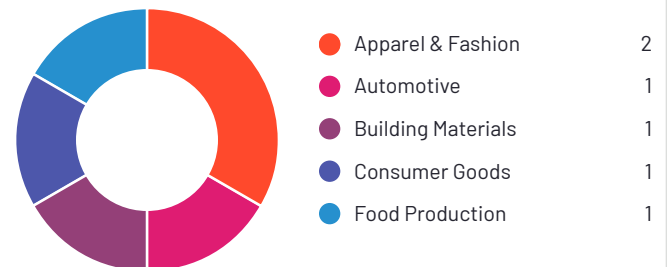
Social Growth



Web Growth



Top Industries Represented



Ownership
Sage Software



HQ Location
Newcastle,
United Kingdom



Year Founded
1981



Total Revenue
\$1,936 (USD MM)



**Employees (Listed On
LinkedIn™)**
15040



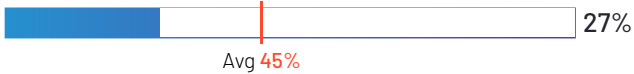
Company Website
www.sage.com



Rootstock Cloud ERP

3.6 ★★★★★ (35)

Momentum Grid®



Employee Growth



Review Growth



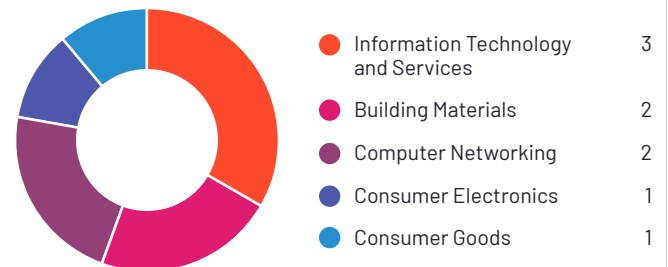
Social Growth



Web Growth



Top Industries Represented



Ownership
Rootstock
Software



HQ Location
San Ramon, CA



Year Founded
2008



**Employees (Listed On
LinkedIn™)**
93



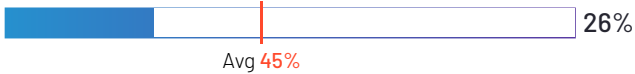
Company Website
rootstock.com

EPICOR

Epicor Eclipse

3.9 ★★★★★ (27)

Momentum Grid®



Employee Growth



Review Growth



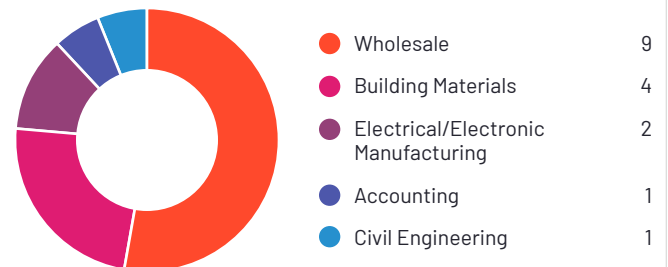
Social Growth



Web Growth



Top Industries Represented



Ownership
Epicor



HQ Location
Austin, TX



Year Founded
1972



Employees (Listed On LinkedIn™)
4594




Company Website
www.epicor.com

UNIT4

Unit4 ERP

3.7 ★★★★★ (71)

Momentum Grid®



Employee Growth



Review Growth



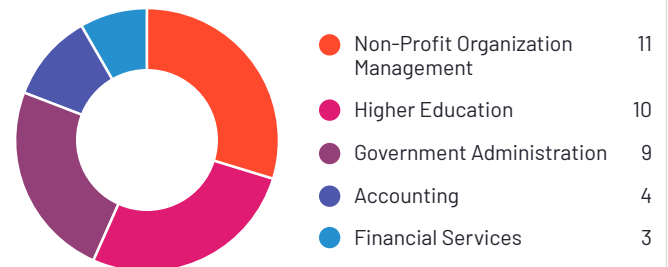
Social Growth



Web Growth



Top Industries Represented



Ownership
Unit4



HQ Location
Utrecht, Netherlands



Year Founded
1980



Employees (Listed On LinkedIn™)
3560




Company Website
www.unit4.com



Infor CloudSuite Industrial (SyteLine)

3.9 ★★★★★ (34)

Momentum Grid®



Employee Growth



Review Growth



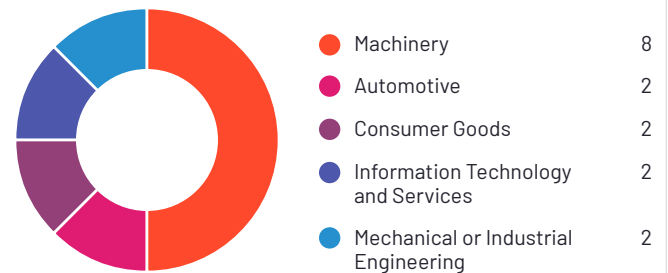
Social Growth



Web Growth



Top Industries Represented



Ownership
Infor



HQ Location
New York, NY



Year Founded
2002



Employees (Listed On LinkedIn™)
17194




Company Website
www.infor.com



Global Shop Solutions ERP

4.1 ★★★★★ (18)

Momentum Grid®



Employee Growth



Review Growth



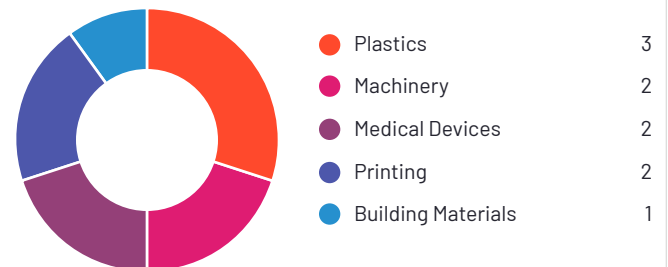
Social Growth



Web Growth



Top Industries Represented



Ownership
Global Shop
Solutions



HQ Location
The Woodlands, TX



Year Founded
1976



**Employees (Listed On
LinkedIn™)**
251




Company Website
www.globalshopsolutions.com



E2 MFG System

3.3 ★★★★★ (13)

Momentum Grid®



Employee Growth



Review Growth




Social Growth



Web Growth



Top Industries Represented



Ownership
ShopTech



HQ Location
Glastonbury, CT



Year Founded
1984



Employees (Listed On LinkedIn™)
197




Company Website
www.shoptech.com



Infor VISUAL

3.5 ★★★★★ (16)

Momentum Grid®



Employee Growth



Review Growth




Social Growth



Web Growth



Top Industries Represented



Ownership
Infor



HQ Location
New York, NY



Year Founded
2002



Employees (Listed On LinkedIn™)
17194



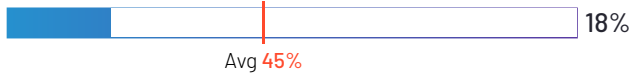
Company Website
www.infor.com



QAD Adaptive ERP

3.4 ★★★★★ (12)

Momentum Grid®



Employee Growth



Review Growth




Social Growth



Web Growth



Top Industries Represented



Ownership
QAD



HQ Location
Santa Barbara, CA



Year Founded
1979



Employees (Listed On LinkedIn™)
1620



Company Website
www.qad.com

Seller Information

Data on each product's seller is highlighted below. Data is aggregated from various public data sources.

Momentum Leaders

| Product Name | Year Founded | Revenue (\$MM) | Employees on LinkedIn (Seller) | LinkedIn Followers | Twitter Followers (Seller) | Glassdoor Rating | Alexa Web Traffic Rank |
|--------------------------|--------------|----------------|--------------------------------|--------------------|----------------------------|------------------|------------------------|
| Odoo ERP | 2005 | N/A | 1,172 | 58,672 | 41,225 | 4.6 | 5747 |
| Acumatica | 2007 | N/A | 270 | 16,694 | 30,472 | 4.1 | 29766 |
| SAP S/4HANA | 1972 | \$27,553 | 114,381 | 2,151,358 | 277,635 | 4.6 | 1785 |
| SAP Business One | 1972 | \$27,553 | 114,381 | 2,151,358 | 277,635 | 4.6 | 1785 |
| Tally | 1986 | N/A | 1,830 | 74,419 | 11,051 | 3.7 | 10742 |
| SAP Business ByDesign | 1972 | \$27,553 | 114,381 | 2,151,358 | 277,635 | 4.6 | 1785 |
| Minotaur Business System | 1985 | N/A | 12 | 95 | 73 | N/A | 915484 |
| Total ETO | 1998 | N/A | 11 | 214 | N/A | N/A | 3701858 |
| SAP ERP | 1972 | \$27,553 | 114,381 | 2,151,358 | 277,635 | 4.6 | 1785 |
| Munis | 1966 | \$1,086 | 4,650 | 37,151 | 4,221 | 3.7 | 41545 |
| SYSPRO | 1978 | N/A | 200 | 5,281 | 18,996 | 3.2 | 209392 |
| Sage Intacct | 1981 | \$1,936 | 15,040 | 342,168 | 46,698 | 4.4 | 6044 |
| NetSuite | 1977 | \$39,506 | 184,185 | 6,093,501 | 778,986 | 3.7 | 534 |

(Seller Information continues on next page)

* N/A is displayed when data for that seller is not publicly available.

Seller Information (continued)

Data on each product's seller is highlighted below. Data is aggregated from various public data sources.

Other ERP Systems Products

| Product Name | Year Founded | Revenue (\$MM) | Employees on LinkedIn (Seller) | LinkedIn Followers | Twitter Followers (Seller) | Glassdoor Rating | Alexa Web Traffic Rank |
|---|--------------|----------------|--------------------------------|--------------------|----------------------------|------------------|------------------------|
| Dolibarr ERP CRM | 2009 | N/A | 2 | 1,423 | 16,161 | N/A | 75523 |
| Microsoft Dynamics GP | 1975 | \$125,843 | 190,012 | 13,006,097 | 9,145,611 | 4.3 | 20 |
| Dynamics 365 Business Central | 1975 | \$125,843 | 190,012 | 13,006,097 | 9,145,611 | 4.3 | 20 |
| Sage 300cloud | 1981 | \$1,936 | 15,040 | 342,168 | 46,698 | 4.4 | 6044 |
| ERPNext | 2008 | N/A | 25 | 2,546 | 4,087 | 4.4 | 23492 |
| Microsoft Dynamics NAV | 1975 | \$125,843 | 190,012 | 13,006,097 | 9,145,611 | 4.3 | 20 |
| OpenPro ERP | 1998 | N/A | 6 | 203 | 97 | 3.0 | 1233617 |
| FinancialForce Financial Management ERP | 2009 | N/A | 738 | 21,626 | 13,771 | 4.0 | 192213 |
| Oracle E-Business Suite | 1977 | \$39,506 | 184,185 | 6,093,501 | 778,986 | 3.7 | 534 |
| Oracle PeopleSoft | 1977 | \$39,506 | 184,185 | 6,093,501 | 778,986 | 3.7 | 534 |
| MIE Trak Pro | 2007 | N/A | 65 | 983 | 1,408 | N/A | 1380367 |
| Microsoft Dynamics 365 Business Central | 1975 | \$125,843 | 190,012 | 13,006,097 | 9,145,611 | 4.3 | 20 |
| Infor CloudSuite Corporate | 2002 | N/A | 17,194 | 504,263 | 19,229 | 3.8 | 19134 |
| Brightpearl | 2007 | N/A | 125 | 6,399 | 4,575 | 4.2 | 64551 |
| Skubana | 2013 | N/A | 35 | 1,604 | 3,210 | 4.4 | 22662 |
| Sage 100cloud | 1981 | \$1,936 | 15,040 | 342,168 | 46,698 | 4.4 | 6044 |
| Epicor ERP | 1972 | N/A | 4,594 | 83,279 | 9,194 | 4.2 | 77845 |
| Orion ERP | 1993 | \$11,218 | 8,108 | 61,932 | 1,989 | 3.3 | 372770 |
| IFS Applications | 1983 | N/A | 5,207 | 61,552 | 8,051 | 4.4 | 98296 |
| Deltek Costpoint | 1983 | N/A | 3,226 | 55,945 | 6,266 | 3.7 | 98553 |
| Oracle Financials Cloud | 1977 | \$39,506 | 184,185 | 6,093,501 | 778,986 | 3.7 | 534 |

(Seller Information continues on next page)

* N/A is displayed when data for that seller is not publicly available.

Seller Information (continued)

Data on each product's seller is highlighted below. Data is aggregated from various public data sources.

Other ERP Systems Products

| Product Name | Year Founded | Revenue (\$MM) | Employees on LinkedIn (Seller) | LinkedIn Followers | Twitter Followers (Seller) | Glassdoor Rating | Alexa Web Traffic Rank |
|--|--------------|----------------|--------------------------------|--------------------|----------------------------|------------------|------------------------|
| Oracle JD Edwards EnterpriseOne | 1977 | \$39,506 | 184,185 | 6,093,501 | 778,986 | 3.7 | 534 |
| OfficeBooks | 2008 | N/A | 1 | 17 | 1,009 | N/A | 1561174 |
| KeyedIn | 2011 | N/A | 92 | 3,894 | 804 | 3.1 | 524476 |
| Epicor Prophet 21 | 1972 | N/A | 4,594 | 83,279 | 9,194 | 4.2 | 77845 |
| BizAutomation Cloud ERP | 2003 | N/A | 1 | 61 | 273 | 3.1 | 2313029 |
| Infor M3 | 2002 | N/A | 17,194 | 504,263 | 19,229 | 3.8 | 19134 |
| Epicor BisTrack | 1972 | N/A | 4,594 | 83,279 | 9,194 | 4.2 | 77845 |
| Sage Business Cloud X3 | 1981 | \$1,936 | 15,040 | 342,168 | 46,698 | 4.4 | 6044 |
| Rootstock Cloud ERP | 2008 | N/A | 93 | 2,221 | 8,753 | 4.3 | 251851 |
| Epicor Eclipse | 1972 | N/A | 4,594 | 83,279 | 9,194 | 4.2 | 77845 |
| Unit4 ERP | 1980 | N/A | 3,560 | 71,090 | 4,672 | 3.5 | 104934 |
| Infor CloudSuite Industrial (SyteLine) | 2002 | N/A | 17,194 | 504,263 | 19,229 | 3.8 | 19134 |
| Global Shop Solutions ERP | 1976 | N/A | 251 | 4,290 | 1,115 | 4.3 | 444078 |
| E2 MFG System | 1984 | N/A | 197 | 3,398 | 737 | 4.2 | 626780 |
| Infor VISUAL | 2002 | N/A | 17,194 | 504,263 | 19,229 | 3.8 | 19134 |
| QAD Adaptive ERP | 1979 | N/A | 1,620 | 18,065 | 3,267 | 4.1 | 85298 |

* N/A is displayed when data for that seller is not publicly available.

Momentum Grid® Methodology

G2 rates products based on reviews gathered from our user community, as well as data aggregated from online sources and social networks. The Momentum Grid® for ERP Systems is based on scores calculated using the G2 Satisfaction algorithm v3.0 and the G2 Momentum algorithm v1.0 from reviews collected through November 24, 2020.

Satisfaction Methodology

The satisfaction rating is affected by the following:

- ▶ Customer satisfaction with end user-focused product attributes based on user reviews
- ▶ Popularity and statistical significance based on the number of reviews received by G2
- ▶ Quality of reviews received (reviews that are more thoroughly completed will be weighted more heavily)
- ▶ Age of reviews (more-recent reviews provide relevant and up-to-date information that is reflective of the current state of a product)
- ▶ Customers' satisfaction with administration-specific product attributes based on user reviews
- ▶ Overall customer satisfaction and Net Promoter Score® (NPS) based on ratings by G2 users

*The customer Satisfaction score is normalized for each Grid®, meaning the scores are relative.

Momentum Methodology

Each variable is normalized by category and aggregated to create a Momentum score. The inputs impacting G2's Momentum score are as follows:

- ▶ Employee growth, review growth, social growth, and web growth
- ▶ Year-over-year change

Categorization Methodology

Making G2 research relevant and easy for people to use as they evaluate and select business software products is one of our most important goals. In support of that goal, organizing products and software companies in a well-defined structure that makes capturing, evaluating, and displaying reviews and other research in an orderly manner is a critical part of the research process.

To manage the process of categorizing the software products and the related reviews in the G2 community, G2 follows a publicly available [categorization methodology](#). All products appearing on the Momentum Grid® for ERP Systems have passed through G2's categorization methodology and meet G2's category standards.

Many terms that appear regularly across G2 and are used to aid in product categorization warrant a definition to facilitate buyer understanding. These terms may be included within reviews from the G2 community or in executive summaries for products included on the Grid®.

A [list of standard definitions](#) is available to G2 users to eliminate confusion and ease the buying process.

(Momentum Grid® Methodology continues on next page)

**Net Promoter, Net Promoter System, Net Promoter Score, NPS and the NPS-related emoticons are registered trademarks of Bain & Company, Inc., Fred Reichheld and Satmetrix Systems, Inc.



Momentum Grid® Methodology (continued)

Rating Changes and Dynamics

The ratings in this report are based on a snapshot of the user reviews and social data collected by G2 up through November 24, 2020. The ratings may change as the products are further developed, the sellers grow, and additional opinions are shared by users. G2 updates the ratings on its website in real time as additional data is received, and this report will be updated as significant data is received.

Trust

Keeping our ratings unbiased is our top priority. We require the use of a LinkedIn account to validate a G2 user's identity and employer. Additionally, we verify all reviews manually. We do not allow users to rate their employers' products or those of their employers' competitors. Though we share reviews from business partners (they often contain valuable content), we filter out business partner ratings in our aggregate ratings to avoid bias.

Our G2 staff does not add any subjective input to the ratings, which are determined algorithmically based on data aggregated from publicly available online sources and social networks. Sellers cannot influence their ratings by spending time or money with us. Only the opinion of real users and data from public sources factor into the ratings.

Learn how Acumatica can work for your business by visiting us online at swktech.com or by calling 877.979.5462.

